

Lesson Plan & Worksheets

PAWS in JOBLAND

Grades 3 - 5



BRIDGES
Explore • Plan • Achieve

Paws in Jobland is a trademark of Studie og Erhverv International ApS, used under licence by Bridges Transitions Inc. Bridges and designs are registered and unregistered trademarks of Bridges Transitions Inc.

Copyright © 2006 Bridges Transitions Inc. All rights reserved

Lesson Plan 19 - Subject Matters



Individual activity: 30-40 minutes, including use of program.

Learning objective:

- To understand the relationship between what is learned at school and skills used in jobs

Curriculum links: Cross-curricular themes, English – reading and comprehension, Technology – database exploration.

Resources needed/preparation:

- Photocopies of Worksheet 19
- Writing materials

Background: In working environments, people use some skills that they developed at school. This worksheet activity encourages children to recognize how school activities are linked to skills needed later on in life.

Introduction/guidelines for students:

- Give the students examples of things you do in your job that use skills you learned at school. For example, writing on the board, counting how many students are in the class, etc. Also highlight the social skills that are learned at school, such as speaking in public and working in groups, etc.
- Hand out the worksheets. The first part of the activity asks the children to look at a list of activities and consider which of them they have done at school in the last week. They are also asked to indicate whether or not they liked doing each activity.
- The students are then asked to work through a list of jobs, linking each one to the activities they do at school.

Ideas for further development:

- Arrange students who have done the activity into small groups. In these groups they should compare their lists and look for similarities and/or differences.
- Allocate one of the activities listed on the worksheet to each group. They should then think of a job (not one from the worksheet) for which the allocated activity is an essential element.
- They could then compile a list of activities that are involved in the job they have chosen. Alternatively, they could draw someone doing the activity, in a classroom environment and in a workplace environment.
- You could invite someone in to talk about his or her job, and how their experience at school has helped them in the job.
- Students could be encouraged to ask their parents or other members of their family how their school subjects or school experience help or has helped them in their work.

Ideas for making the activity easier:

- Students could just write one activity next to each job.

Display ideas:

Drawings or photos (from magazines and newspapers) of jobs could be displayed, along with the activities from the worksheet written individually on bristol board. Lines of string could lead from each job to each pertinent activity.




Worksheet 19 - Subject Matters

My Name: _____ Date: _____

Materials/Resources Needed:

- Photocopies of Worksheet 19
- Writing materials

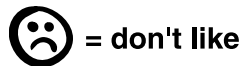
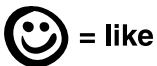


Part 1

Below is a list of things you might do at school.

Put a checkmark next to the ones you have done in the last week. Then draw a face next to each, to show whether or not you like it.

<input type="checkbox"/>	<input type="checkbox"/>	mathematics	<input type="checkbox"/>	<input type="checkbox"/>	cleaning or tidying up
<input type="checkbox"/>	<input type="checkbox"/>	writing	<input type="checkbox"/>	<input type="checkbox"/>	looking things up in books or on the computer
<input type="checkbox"/>	<input type="checkbox"/>	presenting	<input type="checkbox"/>	<input type="checkbox"/>	working in groups
<input type="checkbox"/>	<input type="checkbox"/>	acting/singing	<input type="checkbox"/>	<input type="checkbox"/>	talking to people like a Crossing Guard or Principal
<input type="checkbox"/>	<input type="checkbox"/>	drawing	<input type="checkbox"/>	<input type="checkbox"/>	playing games outdoors



Part 2

Below is a list of jobs.

Look at Paws in Jobland to find out about each one. (Use ABC Search.)

Write activities from the above list next to each job. For example, if you think that singers need to be good at drawing and playing outdoors, write those activities down.

Architect _____

Copywriter _____

Kitchen Assistant _____

Meteorologist _____

Scientist _____

Singer _____

Recreation Attendant _____

Teacher _____



**Bridges Transitions Inc. 200 - 1628 Dickson Ave. Kelowna, BC V1Y 9X1
1-800-281-1168 www.bridges.ca tech-support@bridges.com**

Paws in Jobland is a trademark of Studie og Erhverv International ApS and is used under licence by
Bridges Transitions Inc. Bridges and designs are trademarks of Bridges Transitions Inc.

Copyright © 2006 Bridges Transitions Inc. All rights reserved.