

Lesson Plan & Worksheets

PAWS in JOBLAND

Grades 3 - 5



BRIDGES
Explore • Plan • Achieve

Paws in Jobland is a trademark of Studie og Erhverv International ApS, used under licence by Bridges Transitions Inc. Bridges and designs are registered and unregistered trademarks of Bridges Transitions Inc.

Copyright © 2006 Bridges Transitions Inc. All rights reserved

Lesson Plan 3 - Health Quiz



Individual activity

Learning objectives:

- To develop research skills and the use of computer-based information
- To understand the variety of jobs there are in one area of work

Curriculum links: English, Technology - database exploration.

Resources needed/preparation:

- Photocopies of Worksheet 3
- Writing materials

Background: Paws in Jobland covers only a selection of the jobs that exist. However, the idea behind the environments/areas in Jobland is to demonstrate the link between jobs within a particular area. This quiz concentrates on jobs in two areas of Jobland, partly to develop a greater understanding of each of the jobs in those areas and partly to demonstrate that a variety of tasks, skills and experience can be found within the "health" area of work.

Introduction/guidelines for students:

- Explain that jobs in one area of work have similarities and differences. You could use your school as an example, describing how the work of the school secretary, the caretaker, the crossing guard, the principal and yourself is different; but you are all linked by the fact that you work in and around a school.
- Ask the students to think of jobs that they know of in the "health" area of work. They will probably come up with some of the jobs in the Hospital and Emergency Services area of Jobland, but may not think of all of them.
- Hand out the worksheets and ask them to look for answers in Paws in Jobland.

Ideas for further development:

- An extension of the theme could involve students performing a role play exercise. They will probably have seen hospital programs on television. You could ask them to write a script involving some or all of the jobs mentioned, giving the characters suitable and/or humorous names. The plot could involve patients as well as other people who come into contact with health professionals, and could revolve around some of the situations mentioned in the quiz. It would be interesting to see which roles the children take. Do they see certain jobs as being traditionally male and others as traditionally female? You could address this issue with them.
- Students could write about their experiences with hospitals or other areas of health care – "A visit to the doctor", "When my baby brother was born", "Visiting grandma in a care home", "When I was rushed to hospital with a broken arm", etc.

Ideas for making the activity easier:

- The activity could be done in pairs or small groups.
- Difficulties with reading or writing could be overcome by working with the student and reading the worksheet questions, asking them to reply verbally once they have seen and heard about the job in Paws in Jobland.

Display ideas:

"A Day in the Life of a Hospital" - with pictures of health jobs, vehicles, instruments and buildings involved in the day-to-day life of a hospital, plus any poems or short stories to do with doctors, hospitals etc. Quiz sheets could be left out for other students to try.

Answers

- 1) Checking blood pressure, taking temperature, performing blood tests, playing with children, asking doctor for advice, doing paperwork
- 2) Nurse Aide/Orderly
- 3) Shops, hospitals, laboratories
- 4) Paramedic
- 5) Practical Nurse
- 6) Helps them to use walking aids, like sticks and crutches, massages them, shows them exercises
- 7) To keep them in touch with the control room
- 8) By taking X-rays
- 9) Because they rely on it to save people's lives





Worksheet 3 - Health Quiz


My Name: _____ Date: _____

Materials/Resources Needed:


- Photocopies of Worksheet 3
- Writing Materials



The answers to all these questions can be found in Paws in Jobland. Look in the **Hospital, Laboratory, and Emergency Services** environments.



- Can you name three things a nurse does?
- Who pushes wheelchairs or trolleys around the hospital?
- Name three places where a pharmacist might work.
- If you call 911 for an ambulance, which person will come?
- Who does the “everyday” jobs on the hospital ward?
- How does a physical therapist help people who cannot move easily?
- Why does an ambulance driver use a two-way radio?
- How does a dentist see what’s happening to your teeth?
- Why is it important for paramedics to check all the equipment on the ambulance?





**Bridges Transitions Inc. 200 - 1628 Dickson Ave. Kelowna, BC V1Y 9X1
1-800-281-1168 www.bridges.ca tech-support@bridges.com**

Paws in Jobland is a trademark of Studie og Erhverv International ApS and is used under licence by
Bridges Transitions Inc. Bridges and designs are trademarks of Bridges Transitions Inc.

Copyright © 2006 Bridges Transitions Inc. All rights reserved.