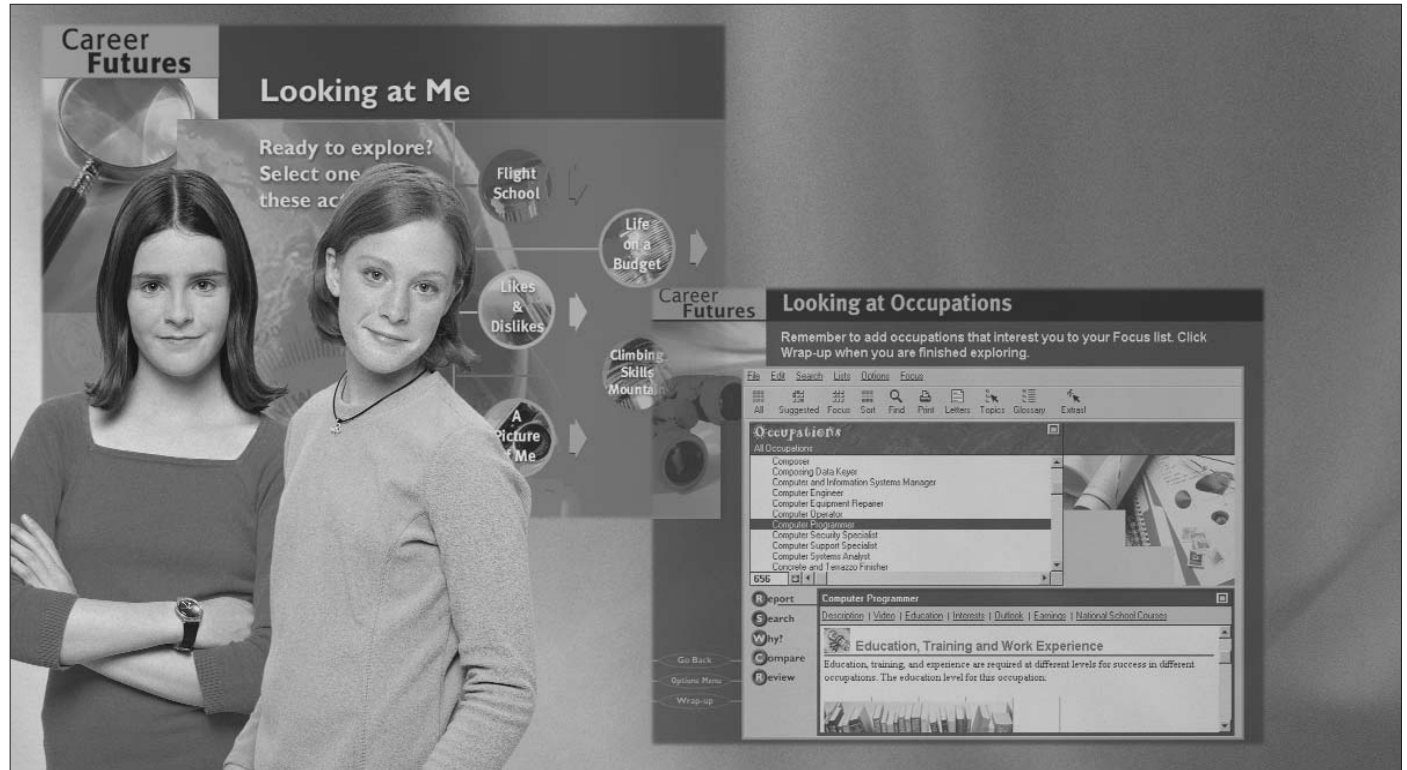




# Career Futures User Guide

A step-by-step guide for Students

Explore • Plan • Apply

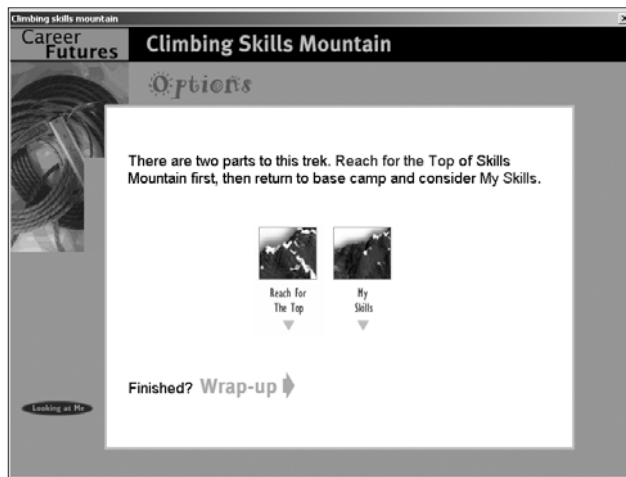


## Module 5: Learn About Skills

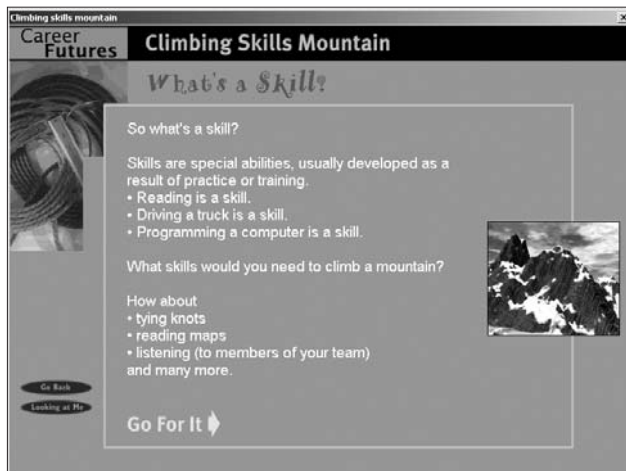
## Module 5: Learning About Skills



1. Click **Looking at Me** from the *Career Futures* Options Screen.

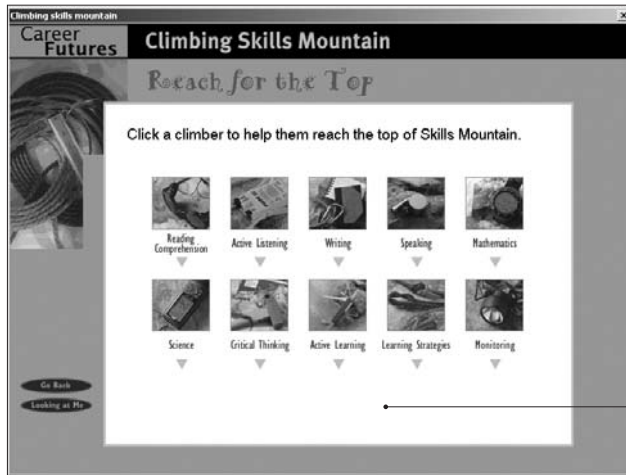


2. Click **Climbing Skills Mountain**. Then click **Reach for the Top**.

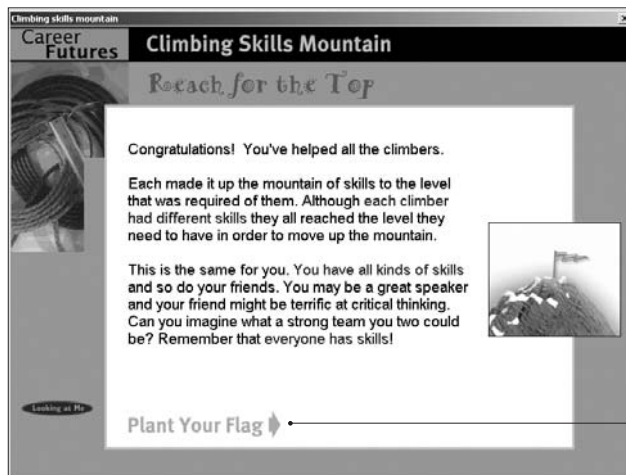


3. Click the underlined questions on the screen to learn about skills. Then click **Go For It**, and read the information on the screen. Click **Let's Go** when you are asked to put on your crampons.

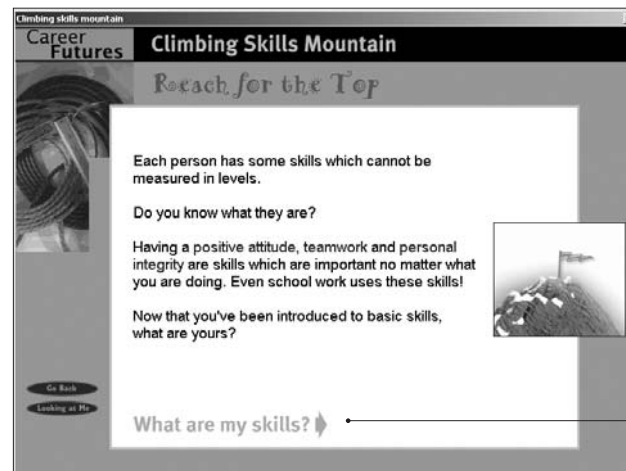
## Module 5: Learning About Skills



4. Click a **skills picture** and answer the questions as they appear on the screen. Click **Keep Going** to move on to the next question for that skill. Continue until all of the skill questions have been answered.



5. Click **Plant Your Flag**.



6. Click **Do you know what they are?** to find out what skills cannot be measured. Click **What are my skills?** to return to the Options Menu. Click **My Skills** and complete the information as instructed.



North America's leading provider of education and career planning solutions.

**bridges.com**<sup>™</sup>

33637-B Hwy 97 North, Oroville, WA 98844  
1-800-281-1168 [www.bridges.com](http://www.bridges.com) [support@bridges.com](mailto:support@bridges.com)

Bridges.com, CX Online, Career Futures, Career Pro News, and designs are trademarks of Bridges.com Inc. Choices is a registered trademark of Human Resources Development Canada and is used under license by Bridges.com Inc. eGuidanceCenter is a trademark of Bridges.com Inc. and Thomson Learning Licensing Corp. Copyright 2003. Printed in Canada.