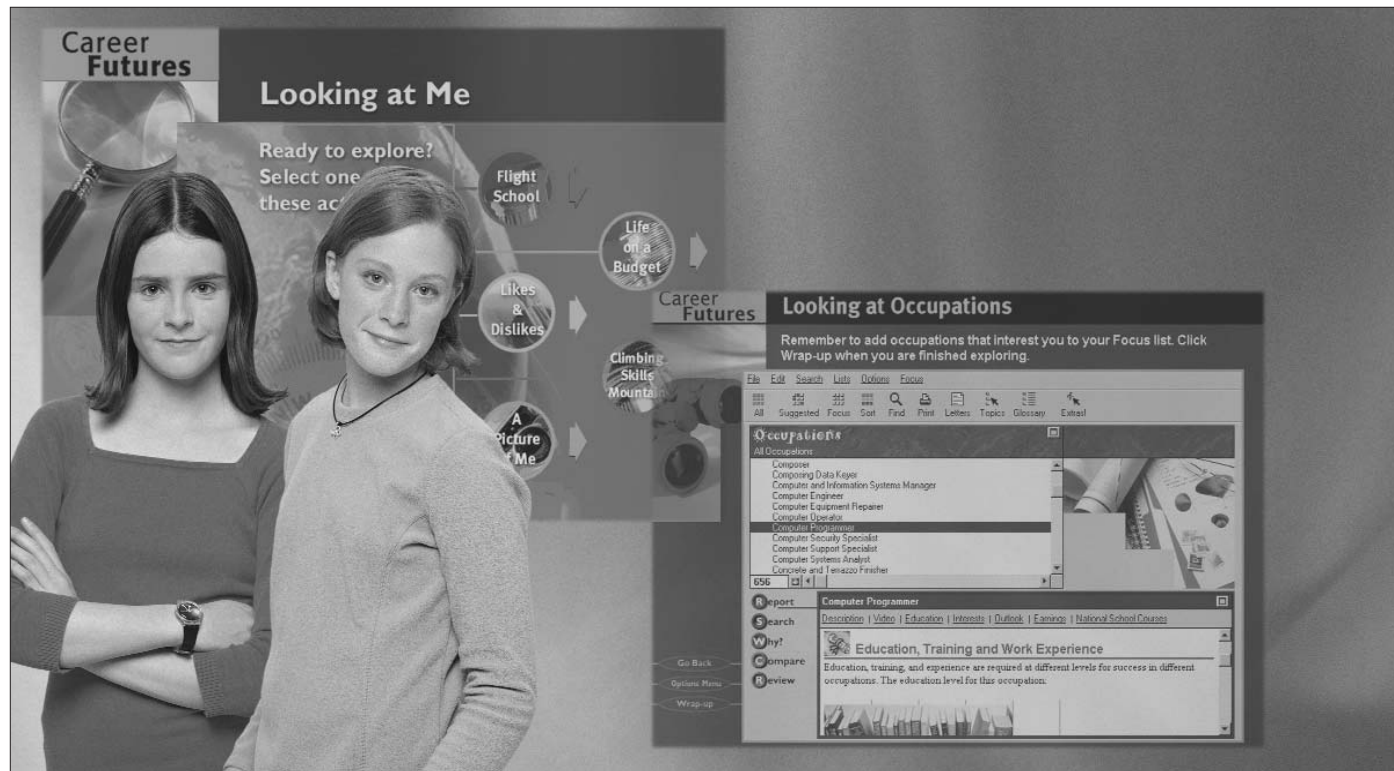




# Career Futures User Guide

A step-by-step guide for Students

Explore • Plan • Apply

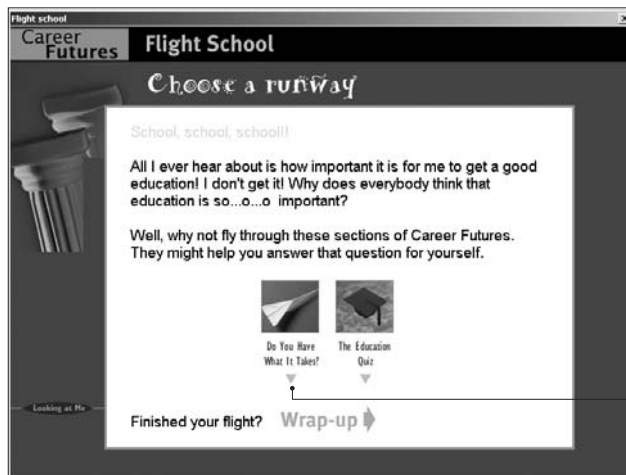


## Module 6: Identify Education and Earning Goals

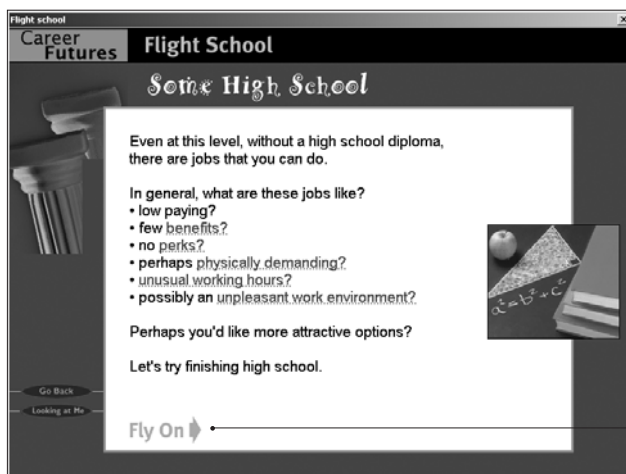
## Module 6: Identify Education and Earnings Goals



1. Click **Looking at Me** from the *Career Futures* Options Screen.

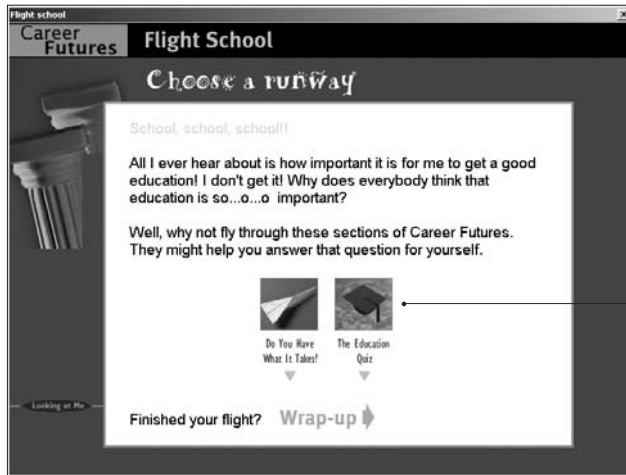


2. Click **Flight School** and then **Do You Have What it Takes?**



3. Follow the directions on the screens and when finished click **Fly On**.

## Module 6: Identify Education and Earnings Goals



4. Click **The Education Quiz** and answer the questions as presented. Once completed, click on **Wrap-up**, and follow the steps.

5. Click **Options Menu** at the bottom left of the screen.



6. Click **Looking at Me** from the Career Futures Options screen.



7. Click **Life on a Budget**. Click **Types of Earnings and Deductions**, **What am I Worth?** or **Earnings & Lifestyle** to discover what occupations pay and how education and earnings affect your lifestyle.



North America's leading provider of education and career planning solutions.

**bridges.com**<sup>™</sup>

33637-B Hwy 97 North, Oroville, WA 98844  
1-800-281-1168 [www.bridges.com](http://www.bridges.com) [support@bridges.com](mailto:support@bridges.com)

Bridges.com, CX Online, Career Futures, Career Pro News, and designs are trademarks of Bridges.com Inc. Choices is a registered trademark of Human Resources Development Canada and is used under license by Bridges.com Inc. eGuidanceCenter is a trademark of Bridges.com Inc. and Thomson Learning Licensing Corp. Copyright 2003. Printed in Canada.