



# eGuidanceCenter® Access Reference Cards for Parents and Students (Print, enter Site ID, photocopy and cut as required)


## Accessing eGuidanceCenter®

- Go to [www.eguidance.com](http://www.eguidance.com)
- Enter your username and password then click **go** or
- Click **Sign up** for a new eGuidance account if you are new to **eGuidanceCenter**
- Enter the following information:  
Site ID:
- Click **go**
- Enter the registration information and create a user-name and password then click **go** 


## Accessing eGuidanceCenter®

- Go to [www.eguidance.com](http://www.eguidance.com)
- Enter your username and password then click **go** or
- Click **Sign up** for a new eGuidance account if you are new to **eGuidanceCenter**
- Enter the following information:  
Site ID:
- Click **go**
- Enter the registration information and create a user-name and password then click **go** 


## Accessing eGuidanceCenter®

- Go to [www.eguidance.com](http://www.eguidance.com)
- Enter your username and password then click **go** or
- Click **Sign up** for a new eGuidance account if you are new to **eGuidanceCenter**
- Enter the following information:  
Site ID:
- Click **go**
- Enter the registration information and create a user-name and password then click **go** 


## Accessing eGuidanceCenter®

- Go to [www.eguidance.com](http://www.eguidance.com)
- Enter your username and password then click **go** or
- Click **Sign up** for a new eGuidance account if you are new to **eGuidanceCenter**
- Enter the following information:  
Site ID:
- Click **go**
- Enter the registration information and create a user-name and password then click **go** 


## Accessing eGuidanceCenter®

- Go to [www.eguidance.com](http://www.eguidance.com)
- Enter your username and password then click **go** or
- Click **Sign up** for a new eGuidance account if you are new to **eGuidanceCenter**
- Enter the following information:  
Site ID:
- Click **go**
- Enter the registration information and create a user-name and password then click **go** 

## Accessing eGuidanceCenter®

- Go to [www.eguidance.com](http://www.eguidance.com)
- Enter your username and password then click **go** or
- Click **Sign up** for a new eGuidance account if you are new to **eGuidanceCenter**
- Enter the following information:  
Site ID:
- Click **go**
- Enter the registration information and create a user-name and password then click **go** 

## Accessing eGuidanceCenter®

- Go to [www.eguidance.com](http://www.eguidance.com)
- Enter your username and password then click **go** or
- Click **Sign up** for a new eGuidance account if you are new to **eGuidanceCenter**
- Enter the following information:  
Site ID:
- Click **go**
- Enter the registration information and create a user-name and password then click **go** 

## Accessing eGuidanceCenter®

- Go to [www.eguidance.com](http://www.eguidance.com)
- Enter your username and password then click **go** or
- Click **Sign up** for a new eGuidance account if you are new to **eGuidanceCenter**
- Enter the following information:  
Site ID:
- Click **go**
- Enter the registration information and create a user-name and password then click **go** 